




EMPOWER Cash Fund

Information is correct at 30 June 2025

FUND FACTS

	Objective	To achieve a reasonable rate of interest with a high degree of security.
	Investment Style	Active
	Asset Mix	Cash

RISK LEVEL

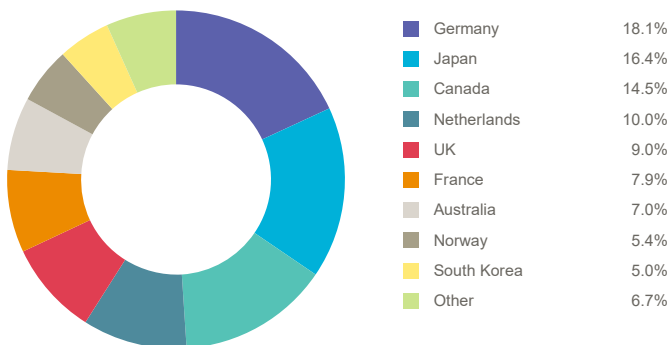
1	2	3	4	5	6	7
LOW RISK		MEDIUM RISK		HIGH RISK		

FUND DESCRIPTION

This fund invests in bank deposits and short-term investments on international money markets and aims to give a stable and predictable return. The value of the fund is not guaranteed and it can experience negative returns, depending on the prevailing interest rates offered by highly rated counterparty banks, and the Annual Management Charge of the fund. The fund can be used to protect the value of member's funds against market movements. For members who are close to retirement it is particularly useful for that element of the fund that will be taken as a tax-free cash.

Warning: If you invest in this product you may lose some or all of the money you invest.

COUNTRY DISTRIBUTION



FUND CHARACTERISTICS

Current Gross Yield	2.19%
Deposits - Weight	99%
Deposits - Yield	2.19%
Number of Deposit Counterparties	34
Average Credit Rating of Deposit Counterparties	AA-
Weighted Average Maturity	53
EU Govt AAA Bond < 1 Year Maturity Weight	1%
EU Govt AAA Bond < 1 Year Maturity Yield	1.75%

TOP TEN DEPOSITS HELD WITH

COUNTERPARTIES	COUNTRY
Bank of Nova Scotia	Canada
BNG Bank	Netherlands
Commonwealth Bank of Australia	Australia
Credit Industriel Et Commercial	France
DNB Bank	Norway
DZ Bank	Germany
Helaba Frankfurt	Germany
Landeskreditbank	Germany
National Bank of Canada	Canada
The Korea Development Bank	South Korea

MATURITY PROFILE

Duration	Cumulative %
1 Week	16.9%
1 Month	56.8%
3 Months	71.5%
6 Months	97.1%
9 Months	99.1%
12 Months	100.0%

Maturity Profile - refers to the cash management of the fund and percentage of cash available at maturity dates

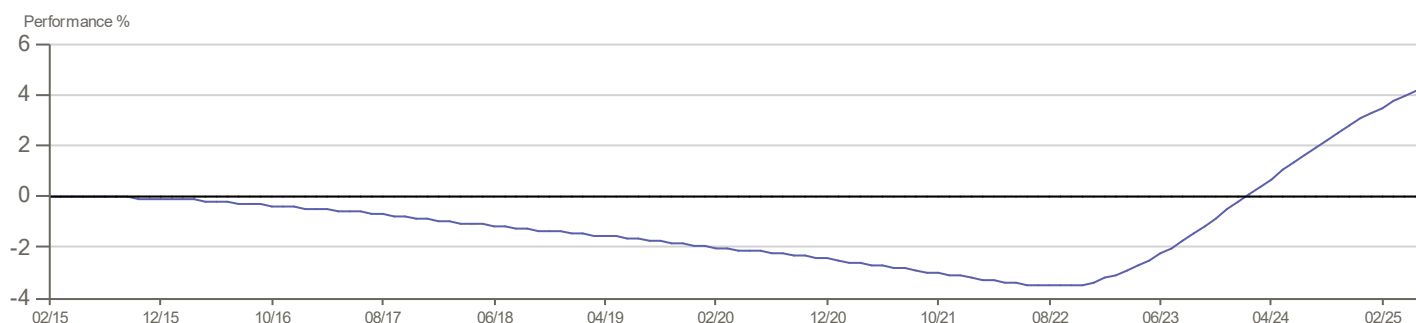
CALENDAR YEAR RETURN

	2019	2020	2021	2022	2023	2024	YTD
Fund	-0.59%	-0.49%	-0.70%	-0.30%	3.01%	3.60%	1.22%
Benchmark	-0.49%	-0.55%	-0.68%	0.20%	3.34%	3.51%	1.11%

PERFORMANCE AS AT 30/06/2025

	1 Month	3 Month	1 Year	3 Year p.a.	5 Year p.a.	10 Year p.a.	Since Launch p.a.
Fund	0.19%	0.56%	2.96%	2.64%	1.29%	0.43%	0.41%
Benchmark	0.15%	0.50%	2.73%	2.81%	1.42%	0.49%	0.47%

CUMULATIVE PERFORMANCE



Fund returns are quoted before taxes and after a standard annual management charge of 0.15%. Annual fund management charges are calculated AND deducted based on the offer price of the fund. The unit price AND VALUE of the fund are always quoted after an allowance has been made for the fund management charge. There is no Bid/Offer spread.

Launch Date (for the series used in the above performance illustration) = 26 Feb 2015; YTD = year to date; p.a. = per annum

Source: Irish Life Investment Managers

Benchmark: The standard against which the performance of the fund is measured. It typically includes market indices or weighted combinations of these as appropriate.

Warning: Past performance is not a reliable guide to future performance.

Warning: The value of your investment may go down as well as up.

Irish Life Investment Managers are recognised internationally for their expertise, innovation and track record:

-INVESTMENT MANAGER OF THE YEAR Irish Pensions Awards 2024

-GRESB 5 Star Rating 2024 for Pension, European & Property Funds

-PROPERTY MANAGER OF THE YEAR Irish Pensions Awards 2023

To find out more about our fund range and to view the latest market and fund manager updates please visit:
<https://www.irishlifeemployersolutions.ie/>

Irish Life Assurance plc, trading as Irish Life, is regulated by the Central Bank of Ireland.

Irish Life Investment Managers Limited is regulated by the Central Bank of Ireland.

NF1-NET-0625

