

# EMPOWER Cautious Growth Fund

Information is correct at 30 April 2022

## FUND FACTS

**Objective** Long term expected return is cash deposit rates +3% p.a. gross of fees managed within a risk range.

**Sustainability** Promotes environmental and social characteristics alongside other factors (Article 8 under the Sustainable Finance Disclosure Regulation)

**Investment Style** Active & Indexed Multi Strategy

## RISK LEVEL

|          |   |             |   |           |   |   |
|----------|---|-------------|---|-----------|---|---|
| 1        | 2 | 3           | 4 | 5         | 6 | 7 |
| LOW RISK |   | MEDIUM RISK |   | HIGH RISK |   |   |

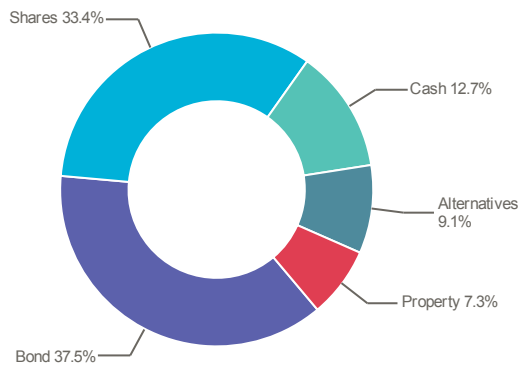
## FUND DESCRIPTION

This low to medium risk fund is a mix of assets such as bonds, equities, property and cash. It also features several risk management strategies and aims to have a small allocation to higher risk assets such as equities and property. Irish Life monitors and rebalances the fund regularly and may change the asset mix over time.

The benchmark performances and returns reflect the long term (5 to 7 years) expected fund returns, which is cash deposit rates plus 3% pa. This timeframe is likely to capture a full market cycle. Cash deposit rates were previously measured by the Euro Over Night Index Average, and from January 2022 are measured by the Euro Short Term Rate. This is not guaranteed and the fund can experience negative returns.

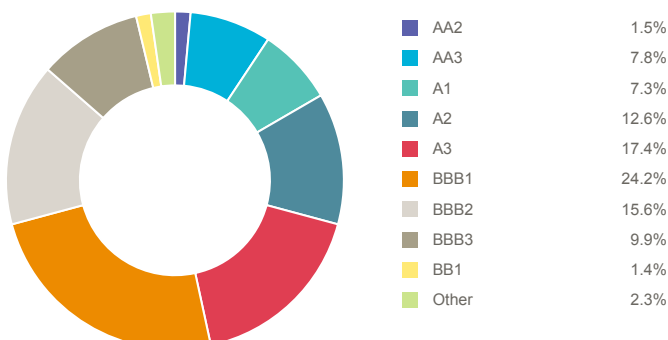
**Warning: If you invest in this product you may lose some or all of the money you invest.**

## ASSET ALLOCATION



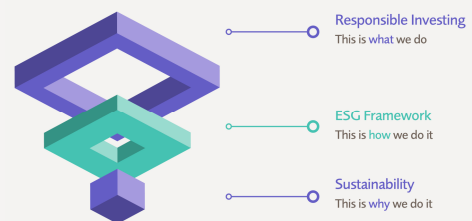
| Asset Class                  | Percentage   |
|------------------------------|--------------|
| <b>BOND</b>                  | <b>37.5%</b> |
| Corporate Bonds              | 31.9%        |
| Emerging Market Bonds        | 5.6%         |
| <b>SHARES</b>                | <b>33.4%</b> |
| Global Shares                | 21.6%        |
| Global Low Volatility Shares | 11.8%        |
| <b>CASH</b>                  | <b>12.7%</b> |
| <b>ALTERNATIVES</b>          | <b>9.1%</b>  |
| <b>PROPERTY</b>              | <b>7.3%</b>  |

## BOND PORTFOLIO CREDIT QUALITY



## RESPONSIBLE INVESTING

Our approach is making the difference today to deliver a better, more sustainable tomorrow.



For more information about our approach to Responsible Investment, please refer to:

<https://www.ilm.com/responsible-investing/>

The assets in this fund may be used for the purposes of securities lending in order to earn an additional return for the fund. While securities lending increases the level of risk within the fund it also provides an opportunity to increase the investment return. Part of this fund may borrow to invest in property. Non euro currency exposures may be fully or partly hedged back to euro to reduce foreign currency risk.

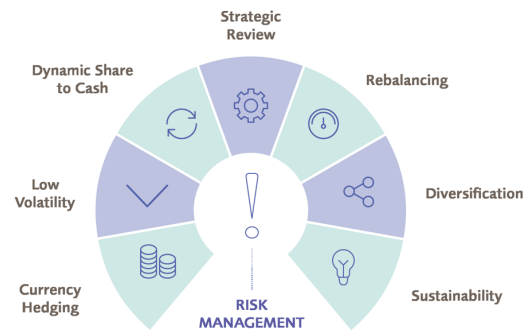
This fund is provided by Irish Life Assurance plc and is managed by Irish Life Investment Managers Limited.

**Warning: This fund may be affected by changes in currency exchange rates.**

## SHARE SECTOR DISTRIBUTION

| SECTOR                 | % of FUND |
|------------------------|-----------|
| Information Technology | 21.4%     |
| Health Care            | 14.3%     |
| Consumer Discretionary | 12.7%     |
| Financials             | 12.5%     |
| Industrials            | 7.7%      |
| Consumer Staples       | 7.6%      |
| Communication Services | 6.9%      |
| Materials              | 5.0%      |
| Energy                 | 4.2%      |
| Other                  | 7.7%      |

## RISK MANAGEMENT STRATEGIES



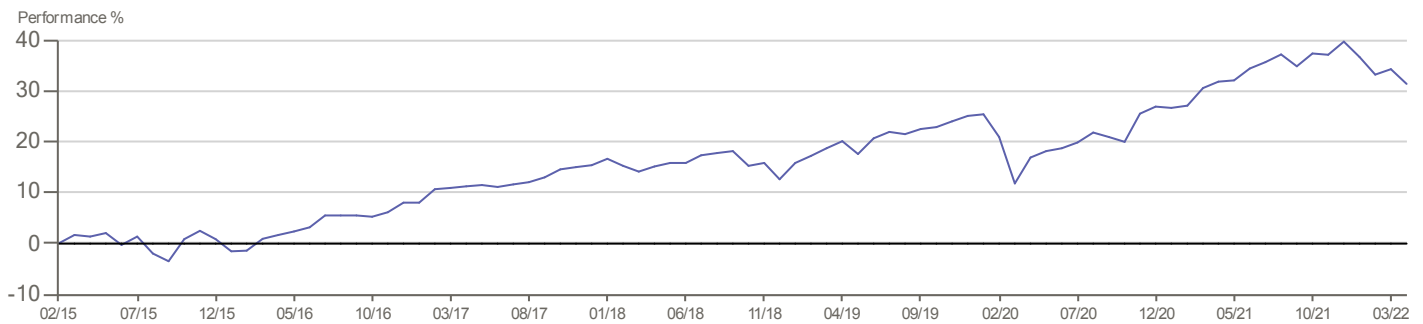
## CALENDAR YEAR RETURN

|           | 2016  | 2017  | 2018   | 2019   | 2020  | 2021   | YTD    |
|-----------|-------|-------|--------|--------|-------|--------|--------|
| Fund      | 7.18% | 6.83% | -2.41% | 11.13% | 1.45% | 10.09% | -5.98% |
| Benchmark | 2.66% | 2.62% | 2.64%  | 2.59%  | 2.52% | 2.50%  | 0.80%  |

## PERFORMANCE AS AT 30/04/2022

|           | 1 Month | 3 Month | 1 Year | 3 Year p.a. | 5 Year p.a. | Since Launch p.a. |
|-----------|---------|---------|--------|-------------|-------------|-------------------|
| Fund      | -2.18%  | -3.87%  | -0.32% | 3.03%       | 3.39%       | 3.89%             |
| Benchmark | 0.20%   | 0.59%   | 2.49%  | 2.52%       | 2.56%       | 2.61%             |

## CUMULATIVE PERFORMANCE



Fund returns are quoted before taxes and after a standard annual management charge of 0.29%. Annual fund management charges are calculated and deducted based on the offer price of the fund. The unit price and value of the fund are always quoted after an allowance has been made for the fund management charge. There is no Bid/Offer spread.

Launch Date (for the series used in the above performance illustration) = 26 Feb 2015; YTD = year to date; p.a. = per annum

Source: Irish Life Investment Managers

Benchmark: The standard against which the performance of the fund is measured. It typically includes market indices or weighted combinations of these as appropriate.

**Warning: Past performance is not a reliable guide to future performance.**

**Warning: The value of your investment may go down as well as up.**

# RESPONSIBLE INVESTING KEY CHARACTERISTICS

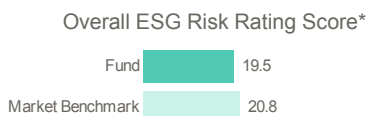
## RESPONSIBLE INVESTMENT APPROACH

In line with the overall fund objective, the fund targets investment in strategies which help contribute to achieving its sustainability goals.

This involves selecting strategies which exclude or reduce exposure to companies with poorer sustainability characteristics and increasing exposure to companies with better sustainability characteristics. Sustainability characteristics are also considered in the selection of property and alternative funds.

## OVERALL ESG RISK RATING

The Environmental, Social & Governance (ESG) Risk Rating measures the degree to which a company's economic value is at risk due to not considering ESG factors using a calculation of the company's unmanaged ESG risks.



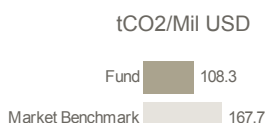
\*A lower score indicates a lower level of unmanaged ESG risk and potential risk to the economic value.

## ENVIRONMENTAL, SOCIAL & GOVERNANCE RISK SCORE

| RISK SCORE*   | FUND | MARKET BENCHMARK |
|---------------|------|------------------|
| Overall       | 19.5 | 20.8             |
| Environmental | 3.7  | 4.3              |
| Social        | 8.6  | 9.0              |
| Governance    | 7.1  | 7.4              |

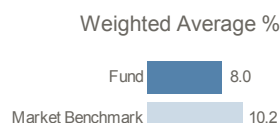
## CARBON INTENSITY

Carbon intensity is a metric used to compare company emissions across industries. The absolute emissions is divided by total earnings with the figure expressed in tonnes of carbon dioxide equivalent per million USD of total earnings.



## FOSSIL FUEL

Fossil Fuel Involvement measures the percentage of earnings that companies get from thermal coal extraction, coal-based power generation, oil and gas production, oil and gas based power generation, and oil and gas related products and services.

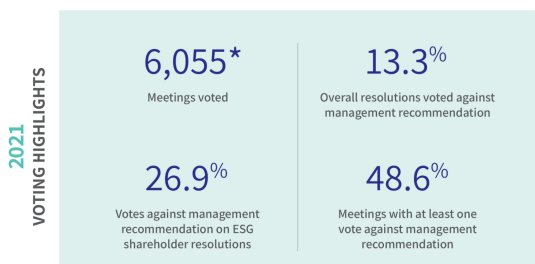


Note: ESG risk scores and carbon metrics are currently calculated for Shares and Corporate Bonds only.

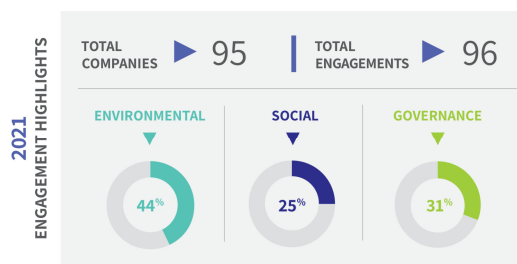
## ACTIVE OWNERSHIP

We recognise and adhere to the principle of active ownership and exercise the right to vote on issues submitted for shareholder vote.

Our active engagement policy promotes constructive engagement with investee companies to promote strong corporate governance and effect positive change relating to identified environmental, social and governance issues



\*out of 6,637 (91.2%)



More information on our Voting and Engagement policy and activity is available here <https://www.iiim.com/responsible-investing/active-ownership/>

Information is correct as at 30 April 2022

Copyright © (2021) Sustainalytics. All rights reserved. This fact sheet contains information developed by Sustainalytics. Such information and data are proprietary of Sustainalytics and/or its third-party suppliers (Third Party Data) and are provided for informational purposes only. They do not constitute an endorsement of any product or project, nor an investment advice and are not warranted to be complete, timely, accurate or suitable for a particular purpose. Their use is subject to conditions available at <https://www.sustainalytics.com/legal-disclaimers>.

Irish Life Investment Managers are recognised internationally for their expertise, innovation and track record:

- RISK MANAGEMENT PROVIDER OF THE YEAR Irish Pensions Awards 2021
- INVESTMENT MANAGER OF THE YEAR Irish Pensions Awards 2020
- EXCELLENCE IN DC AWARDS Irish Pensions Awards 2020
- PASSIVE MANAGER OF THE YEAR European Pensions Awards 2018

To find out more about our fund range and to view the latest market and fund manager updates please visit: <http://www.irishlifecorporatebusiness.ie>