




EMPOWER Cash Fund

Information is correct at 28 February 2026

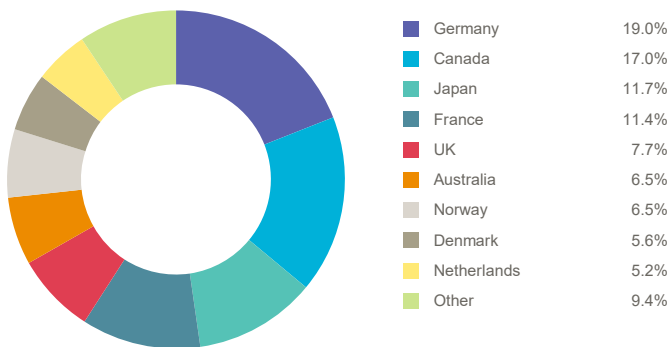
FUND FACTS

| | | |
|--|-------------------------|--|
|  | Objective | To achieve a reasonable rate of interest with a high degree of security. |
|  | Investment Style | Active |
|  | Asset Mix | Cash |

RISK LEVEL

| | | | | | | |
|----------|---|-------------|---|---|-----------|---|
| 1 | 2 | 3 | 4 | 5 | 6 | 7 |
| LOW RISK | | MEDIUM RISK | | | HIGH RISK | |

COUNTRY DISTRIBUTION



TOP TEN DEPOSITS HELD WITH

| COUNTERPARTIES | COUNTRY |
|--------------------------------|-------------|
| Bank of Montreal | Canada |
| Bank of Nova Scotia | Canada |
| Commonwealth Bank of Australia | Australia |
| DNB Bank | Norway |
| DZ Bank | Germany |
| Helaba Frankfurt | Germany |
| Korea Development Bank | South Korea |
| Landeskreditbank | Germany |
| Nykredit Bank | Denmark |
| Santander PLC | UK |

FUND DESCRIPTION

This fund invests in bank deposits and short-term investments on international money markets and aims to give a stable and predictable return. The value of the fund is not guaranteed and it can experience negative returns, depending on the prevailing interest rates offered by highly rated counterparty banks, and the Annual Management Charge of the fund. The fund can be used to protect the value of member's funds against market movements. For members who are close to retirement it is particularly useful for that element of the fund that will be taken as a tax-free cash.

Warning: If you invest in this product you may lose some or all of the money you invest.

FUND CHARACTERISTICS

| | |
|---|-------|
| Current Gross Yield | 2.06% |
| Deposits - Weight | 98% |
| Deposits - Yield | 2.06% |
| Number of Deposit Counterparties | 31 |
| Average Credit Rating of Deposit Counterparties | AA- |
| Weighted Average Maturity | 85 |
| EU Govt AAA Bond < 1 Year Maturity Weight | 2% |
| EU Govt AAA Bond < 1 Year Maturity Yield | 1.93% |

MATURITY PROFILE

| Duration | Cumulative % |
|-----------|--------------|
| 1 Week | 20.1% |
| 1 Month | 38.1% |
| 3 Months | 70.1% |
| 6 Months | 87.3% |
| 9 Months | 94.8% |
| 12 Months | 100.0% |

Maturity Profile - refers to the cash management of the fund and percentage of cash available at maturity dates

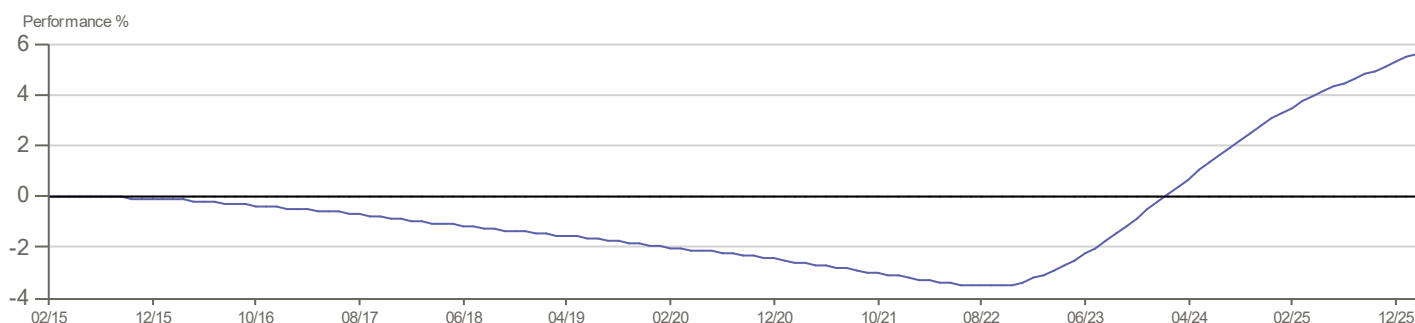
CALENDAR YEAR RETURN

| | 2020 | 2021 | 2022 | 2023 | 2024 | 2025 | YTD |
|-----------|--------|--------|--------|-------|-------|-------|-------|
| Fund | -0.49% | -0.70% | -0.30% | 3.01% | 3.60% | 2.16% | 0.28% |
| Benchmark | -0.55% | -0.68% | 0.20% | 3.34% | 3.51% | 2.09% | 0.31% |

PERFORMANCE AS AT 28/02/2026

| | 1 Month | 3 Month | 1 Year | 3 Year p.a. | 5 Year p.a. | 10 Year p.a. | Since Launch p.a. |
|-----------|---------|---------|--------|-------------|-------------|--------------|-------------------|
| Fund | 0.09% | 0.46% | 2.06% | 2.91% | 1.64% | 0.56% | 0.50% |
| Benchmark | 0.15% | 0.47% | 1.99% | 2.95% | 1.76% | 0.64% | 0.56% |

CUMULATIVE PERFORMANCE



Fund returns are quoted before taxes and after a standard annual management charge of 0.15%. Annual fund management charges are calculated AND deducted based on the offer price of the fund. The unit price AND VALUE of the fund are always quoted after an allowance has been made for the fund management charge. There is no Bid/Offer spread.

Launch Date (for the series used in the above performance illustration) = 26 Feb 2015; YTD = year to date; p.a. = per annum

Source: Irish Life Investment Managers

Benchmark: The standard against which the performance of the fund is measured. It typically includes market indices or weighted combinations of these as appropriate.

Warning: Past performance is not a reliable guide to future performance.

Warning: The value of your investment may go down as well as up.

Irish Life Investment Managers are recognised internationally for their expertise, innovation and track record:

-INVESTMENT MANAGER OF THE YEAR Irish Pensions Awards 2024

-GRESB 5 Star Rating 2025 for Pension, European & Property Funds

-PROPERTY MANAGER OF THE YEAR Irish Pensions Awards 2023

To find out more about our fund range and to view the latest market and fund manager updates please visit:
<https://www.irishlifeemployersolutions.ie/>

Irish Life Assurance plc, trading as Irish Life, is regulated by the Central Bank of Ireland. Keyridge Asset Management Limited, trading as Irish Life Investment Managers and Setanta Asset Management is authorised and regulated as an investment firm by the Central Bank of Ireland.

NF1-NET-0226

